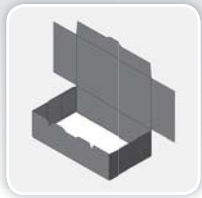


## CARTONING MACHINERY

# ControlARC2 CF-600s/CF-1200s Top Load Carton Former



## where products meet packaging™

Featuring ADCO's innovative ControlARC2™ design, the CF-600s single head and CF-1200s double head top carton/tray formers were conceived from the ground up to deliver excellent performance and flexibility along with extraordinary ergonomics and reliability. ADCO's ControlARC2™ design allows these machines to be fitted with a low-level, easy to load magazine to help reduce operator fatigue and it also provides maximum control and flexibility when handling material variations. Delivering class-leading carton forming performance at speeds up to 60 cycles per minute, these top load carton formers are a great choice for many applications including Retail Ready and Shelf Ready packaging. Fast changeover, simple operation and sanitary design make the CF family of tray formers ideal for the most demanding production environments. Like all ADCO machines, the CF-600s and the CF-1200s are constructed in stainless steel and are available in dry or washdown configurations.

### Benefits

- Stainless steel construction and sanitary design improves cleanability and eliminates corrosion
- **ControlARC2™** design provides extraordinary ergonomics and maximizes control
- Fast, easy changeover reduces downtime and increases productivity
- Large carton size range and style range protects your investment as products change
- Easy integration with other ADCO top load machinery saves time and money
- Advanced guard design keeps operators safe and maximizes maintenance access
- Forms corrugated and/or paperboard cartons
- Forms glue or lock cartons

## ControlARC2™ CF-600s / CF-1200s Top Load Carton Former

## Product Features

- Heavy duty stainless steel construction
- **ControlARC2™** carton feed system
- Ergonomic, low-load carton magazine
- Quick-change tooling and tool-less changeover
- Multi-axis variable speed drive system with servo mandrel
- Available with up to two (2) forming heads (CF-1200s)
- Compact frame with leveling feet and casters
- Unformed carton sensing system
- Capable of forming lock style or glued cartons and trays
- Nordson® hot melt glue system with pattern control
- Allen-Bradley® PLC control package with touch screen HMI interface
- Category 3 safety system with fully-interlocked guard package
- Jog cord with pushbutton and water tight outlet
- Many options available upon request

## Typical Applications

- Retail ready packages
- Snack foods
- Baked goods in trays
- Flow-wrapped products
- Frozen meats
- Dairy
- Household products

## Utilities

## Electrical

230/460 VAC, 3-Phase with ground (PE), 60 Hz

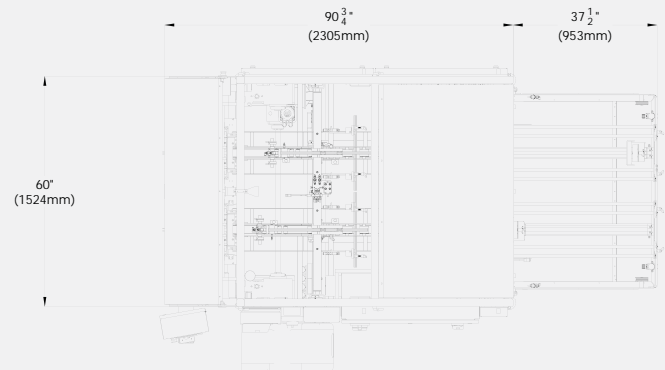
24VDC Controls

## Air Consumption

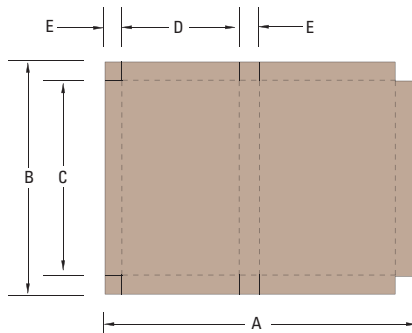
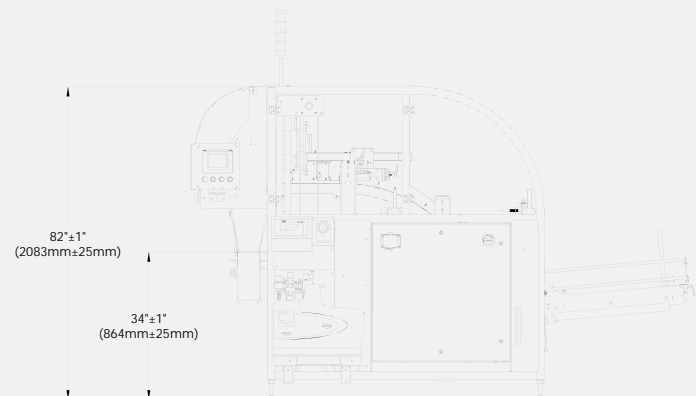
10 CFM @ 70 PSI



## PLAN VIEW



## SIDE ELEVATION



## CARTON SIZE RANGE

Dimensions	(in)		(mm)	
	Min	Max	Min	Max
A	7	30	190	585
B	7	26	130	660
C	5	19	75	430
D	3	10	75	200
E	.75	6	19	115

Not all minimums and maximums apply.  
Special modifications are available to extend the size range.



For more information on this product, scan the QR code with your mobile device.